

LED Bulb

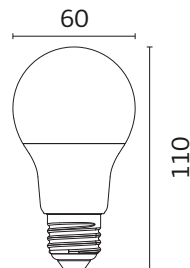
A60 Shape SMD Opal - 8.5W 860lm

type	LED bulb
shape	A60
application	indoor
power(W)	8.5
luminous flux	860lm
Efficacy(lm/W)	101.2
CRI	Ra>80
light distribution	non-directional
cap type	E27
dimmable	No
input Voltage(V~)	220-240
frequency(Hz)	50/60Hz
power factor	>0.5
switching cycles	x12,500
operating temprature(°C)	-20 ~ 40
dimensions(mm)	dia.60 x H110
lifespan(h)	25,000
warranty(Y)	3
equivalent watt(W)	60
lumen maintenance @ 6000h	94.9%
survival factor @ 6000h	100%
starting time(s)	0.018
warm-up time up to 95% (s)	0.018

Model No.	Color temprature
A60S08.50-3.0K	3000K
A60S08.50-4.0K	4000K
A60S08.50-6.5K	6500K



**3YEARS
WARRANTY**



LED Bulb

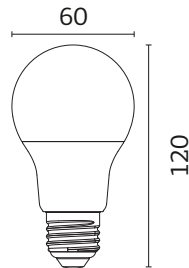
A60 Shape SMD Opal - 11W 1150lm

type	LED bulb
shape	A60
application	indoor
power(W)	11
luminous flux	1150lm
Efficacy(lm/W)	104.5
CRI	Ra>80
light distribution	non-directional
cap type	E27
dimnable	No
input Voltage(V~)	170-250
frequency(Hz)	50/60Hz
power factor	>0.5
switching cycles	x12,500
operating temprature(°C)	-20 ~ 40
dimensions(mm)	dia.60 x H120
lifespan(h)	25,000
warranty(Y)	3
equivalent watt(W)	75
lumen maintenance @ 6000h	96.3%
survival factor @ 6000h	100%
starting time(s)	0.018
warm-up time up to 95% (s)	0.019

Model No.	Color temprature
A60S11.00-3.0K	3000K
A60S11.00-4.0K	4000K
A60S11.00-6.5K	6500K



**3YEARS
WARRANTY**



LED Bulb

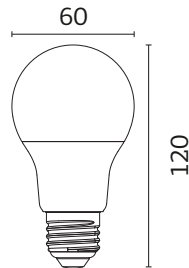
A60 Shape SMD Opal - 13W 1400lm

type	LED bulb
shape	A60
application	indoor
power(W)	13
luminous flux	1400lm
Efficacy(lm/W)	107.7
CRI	Ra>80
light distribution	non-directional
cap type	E27
dimmable	No
input Voltage(V~)	170-250
frequency(Hz)	50/60Hz
power factor	>0.5
switching cycles	x12,500
operating temprature(°C)	-20 ~ 40
dimensions(mm)	dia.60 x H120
lifespan(h)	25,000
warranty(Y)	3
equivalent watt(W)	100
lumen maintenance @ 6000h	96.9%
survival factor @ 6000h	100%
starting time(s)	0.021
warm-up time up to 95% (s)	0.020

Model No.	Color temprature
A60S13.00-3.0K	3000K
A60S13.00-4.0K	4000K
A60S13.00-6.5K	6500K



**3YEARS
WARRANTY**



LED Bulb

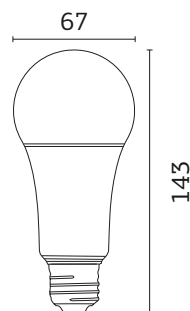
A67 Shape SMD Opal - 17W 1850lm

type	LED bulb
shape	A67
application	indoor
power(W)	17
luminous flux	1850lm
Efficacy(lm/W)	108.8
CRI	Ra>80
light distribution	non-directional
cap type	E27
dimnable	No
input Voltage(V~)	170-250
frequency(Hz)	50/60Hz
power factor	>0.5
switching cycles	x12,500
operating temprature(°C)	-20 ~ 40
dimensions(mm)	dia.67 x H143
lifespan(h)	25,000
warranty(Y)	3
equivalent watt(W)	125
lumen maintenance @ 6000h	94.7%
survival factor @ 6000h	100%
starting time(s)	0.021
warm-up time up to 95% (s)	0.022

Model No.	Color temprature
A67S17.00-3.0K	3000K
A67S17.00-6.5K	6500K



**3YEARS
WARRANTY**



LED Bulb

A67 Shape SMD Opal High Power 19W 2600lm

type	LED bulb high power
shape	A67
application	indoor
power(W)	19
luminous flux	2600lm
Efficacy(lm/W)	136
CRI	Ra>80
light distribution	non-directional
cap type	E27
dimnable	No
input Voltage(V~)	220-250
frequency(Hz)	50/60Hz
power factor	>0.5
switching cycles	x12,500
operating temprature(°C)	-20 ~ 40
dimensions(mm)	dia.67 x H143
lifespan(h)	25,000
warranty(Y)	3
equivalent watt(W)	175
lumen maintenance @ 6000h	88%
survival factor @ 6000h	100%
starting time(s)	0.539
warm-up time up to 95% (s)	0.235



Model No.	Color temprature
A67S19.00-6.5K	6500K

**3YEARS
WARRANTY**

